



UNICEF ePD Step by step guide

Purpose: Developing the strategy section of ePD

Who: Partner / UNICEF focal point

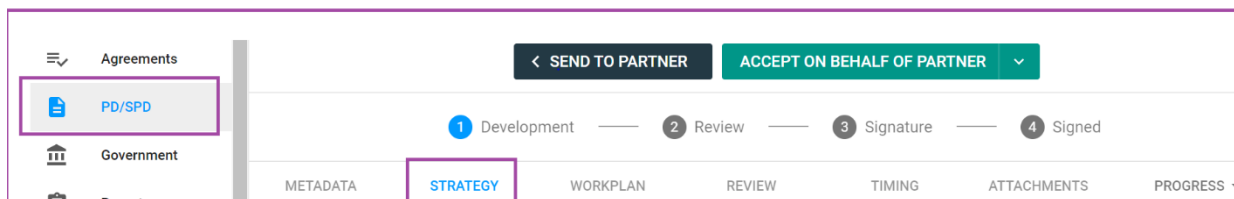
When: PD/SPD is in development phase

 **Knowledge:** The strategy explains the why and what of the programme. It outlines the problem statement, the context and the rationale for the Programme which includes the overview of the existing problem by using data (disaggregated) from existing reports; who is affected and what are the barriers/bottlenecks to outcomes for children; the relevance of the programme in addressing problem identified.

 **Knowledge:** The strategy explains the why and what of the programme. It outlines the problem statement, the context and the rationale for the Programme: It includes the overview of the existing problem, using data (disaggregated) from existing reports; who is affected and what are the barriers/bottlenecks to outcomes for children; the relevance of the Programme in addressing problem identified.

To access the strategy tab.

Step 1: Go to PD/SPD and select strategy



Step 2: To fill in the document details select edit,

- The document title is already populated from the metadata tab.

UNICEF ePD Step by step guide

- The context outlines the statement of the problem, the rationale for the programme intervention, and relevant background data, analyses the barriers and bottlenecks to results for children and explains the linkage to national priorities. Include the text the relevant text.
- The implementation strategy and technical guidance field explains how the programme intervention will be implemented to address the statement of the problem. It may refer to global standards and principles, national policies and specific technical guidance from UNICEF and the partner. Include the text the relevant text.
- The capacity development section outlines the partners' key capacity development priorities and plans during the programme intervention period. UNICEF supports partners in strengthening their capacity for effective programmatic and financial management and preventing fraud, sexual exploitation and abuse and safeguarding violations. Include the text the relevant text in this field.
- The section of 'other partners involved' outlines other partners who have a role in programme implementation, including any consortium arrangements or other organizations providing technical and financial support for the programme. The section also specifies whether UNICEF has approved any aspect of programme intervention to be sub-contracted to another entity. Include the text the relevant partners in this section. Press save once relevant information is entered.

Document Details

Title *

Strengthen Malaria programme in 27 districts in north east and karamoja regions of Uganda

Context

—

Implementation Strategy & Technical Guidance

—

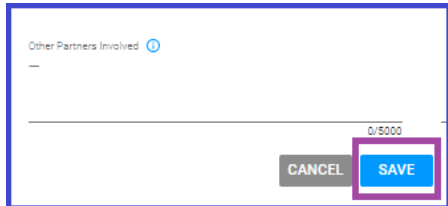
Capacity Development

—

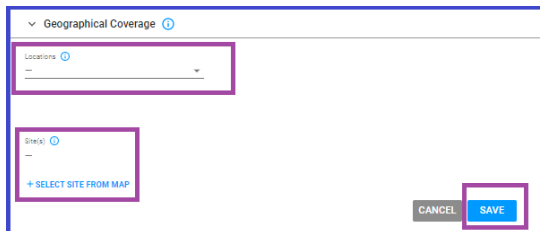
Other Partners Involved

—

UNICEF ePD Step by step guide



Step 3: The geographical coverage refers to the locations where the programme intervention will be implemented. This includes various implementation levels e.g., country, province, state, district and any lower-level administrative boundary depending on the nature of programme intervention. Please note that these administrative levels are populated through available data by host government. Press save once relevant information is entered.

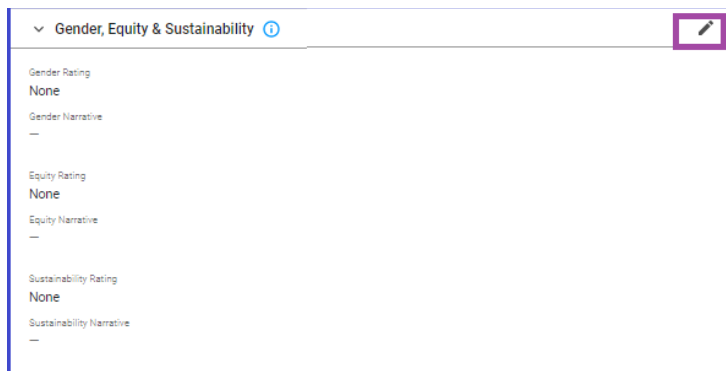



Step 4: The Gender, Equity and sustainability section briefly mentions the practical measures taken in the programme to address gender, equity and sustainability considerations.

- A result whose principal objectives are to advance gender equality, equity and sustainability and/ or empower girls and women should be rated “principal”
 - Results that are expected to make significant contribution should be rated “Significant”
 - Results that are expected to make marginal contributions should be rated “Marginal”
 - Results that are not expected to make a noticeable contribution should be rated “None”
- The gender rating assesses the expected contribution of the programme intervention to advancing gender equality and or the empowerment of girls and women. Include the text the relevant rating and narrative.

UNICEF ePD Step by step guide

- The equity rating assesses the expected contribution of the programme intervention to ensuring all children have an opportunity to survive, develop and reach their potential without discrimination bias or favoritism. Include the text the relevant rating and narrative.
- The sustainability rating assesses the expected contribution of the programme intervention to sustainable development. Include the text the relevant rating and narrative. Press save once relevant information is entered.



Gender, Equity & Sustainability ⓘ

Gender Rating
None

Gender Narrative
—

Equity Rating
None

Equity Narrative
—

Sustainability Rating
None

Sustainability Narrative
—



Gender, Equity & Sustainability ⓘ

Gender Rating ⓘ
 None Marginal Significant Principal

Gender Narrative

 0/2000

Equity Rating ⓘ
 None Marginal Significant Principal

Equity Narrative

 0/2000

Sustainability Rating ⓘ
 None Marginal Significant Principal


Sustainability Narrative

 0/2000

CANCEL SAVE

UNICEF ePD Step by step guide

Step 5: The Risks section outlines key risks identified that the programme interventions may encounter and proposed mitigation measures. These risks should inform programme design and monitoring.

 **Knowledge:** Risk” can be generally defined as “a future uncertainty that matters” or “a situation involving exposure to danger. Programme interventions may encounter a variety of risks which may affect programme delivery. This section outlines key risks identified and addressing the root causes and drivers of risk including social & environment, financial, operational, organizational, political, strategic and safety & security during programme design and proposed mitigation measures. Informed risk support monitoring smoothens implementation and uninterrupted achievement of results. To add a risk rating select the add icon, select the type of risk identified from the from the drop-down menu, include the mitigation strategy. Press save once relevant information is entered.

